



# WEAVING WITH PAPER

TEMPLATES

HELEN HIEBERT

# TEMPLATES

The symbols below relate to the templates on the next several pages.

KEY	
	Guide line
	Cut

To go to the template(s) for a particular project, click on the project name in the list below.

[Weaving 9: Contrast, Warp Template](#)

[Weaving 9: Contrast, Weft Template](#)

[Weaving 19: Symbol, Warp Template](#)

[Weaving 19: Symbol, Weft Template](#)

[Weaving 20: Winding, Warp Template](#)

[Weaving 20: Winding, Weft Template](#)

[Weaving 21: Crossing, Template](#)

[Weaving 30: Puzzle, Warp Template](#)

[Weaving 30: Puzzle, Weft #1 Template](#)

[Weaving 30: Puzzle, Weft #2 Template](#)

[Woven Paper Lantern: Hinge Template](#)

# WEAVING PROMPTS


These prompts can serve as a jumping-off point of inspiration for your weavings. Use them to generate ideas and come up with your own creative twist! I find it helpful to hang my prompt list in a place where I can see it. Print it out and make notes on it (what type of paper you'll use, how you might respond to the prompt, etc.) as you work your way through the list.

1. Recycle
2. Roots
3. Joy
4. World
5. Nature
6. Travel
7. Landscape
8. Random
9. Contrast
10. Perspective
11. Routine
12. Window
13. Direction
14. Circle
15. Concentric
16. Ephemera
17. Silhouette
18. Highlight
19. Symbol
20. Winding
21. Crossing
22. Treasure
23. Waves
24. Light
25. Layer
26. Variety
27. Modular
28. Breathe
29. Angle
30. Puzzle

## WEAVING 9, CONTRAST: WARP TEMPLATE (PAGE 94)

Print at 100% **Note:** There are two template pieces for this project.


TOP



## WEAVING 9, CONTRAST: WEFT TEMPLATE (PAGE 94)


Print at 100% **Note:** There are two template pieces for this project.

TOP



## WEAVING 19, SYMBOL: WARP TEMPLATE (PAGE 132)


Print at 123% OR make a smaller version by printing at 100% **Note:** There are two template pieces for this project.



TOP

## WEAVING 19, SYMBOL: WEFT TEMPLATE (PAGE 132)

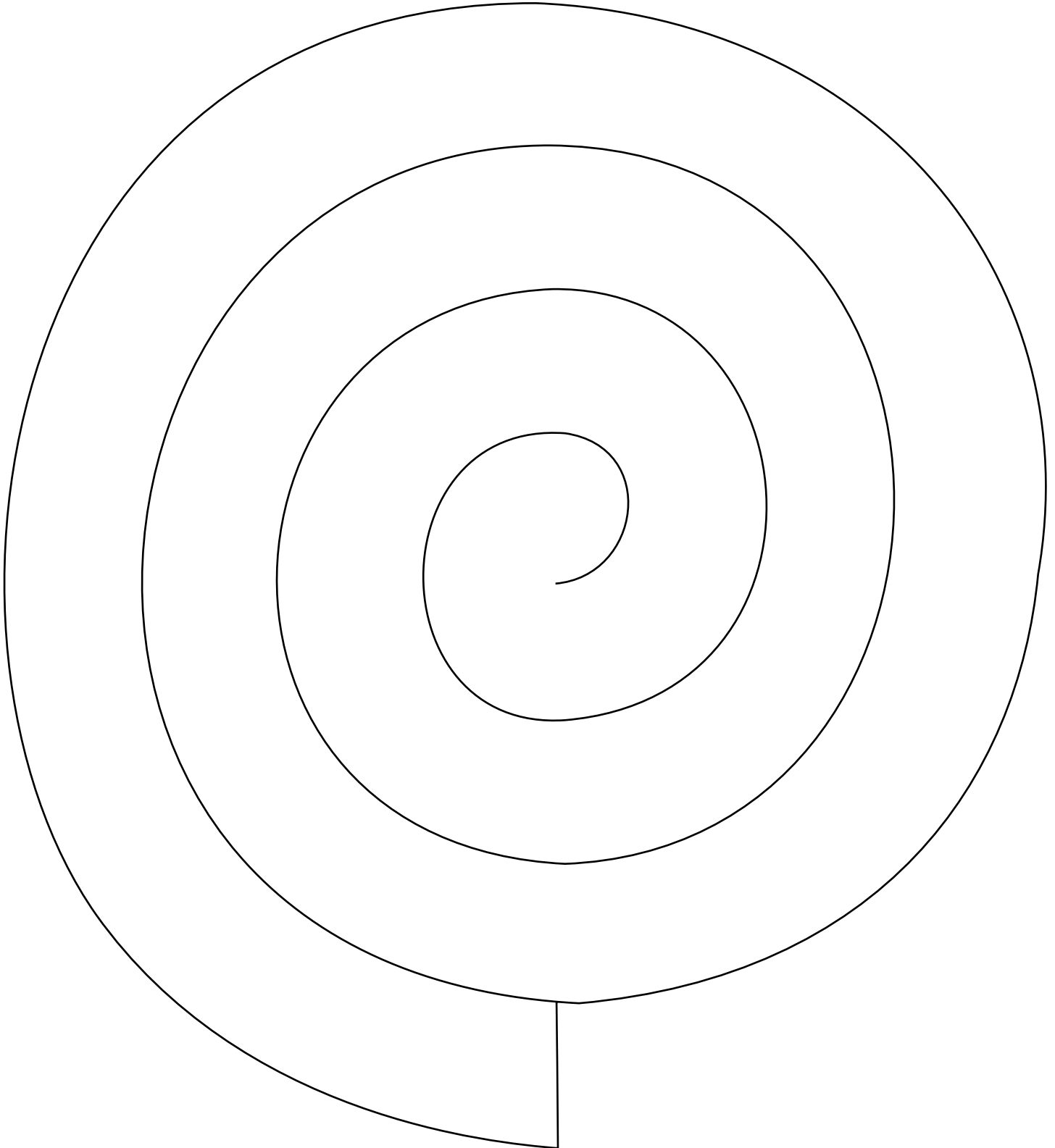
Print at 123% OR make a smaller version by printing at 100% **Note:** There are two template pieces for this project. Also note that the top and bottom strips in this project are not woven in. You can choose to either discard them OR collage/glue them onto the top and bottom of your weaving.



TOP

## WEAVING 20, WINDING: WARP TEMPLATE (PAGE 134)

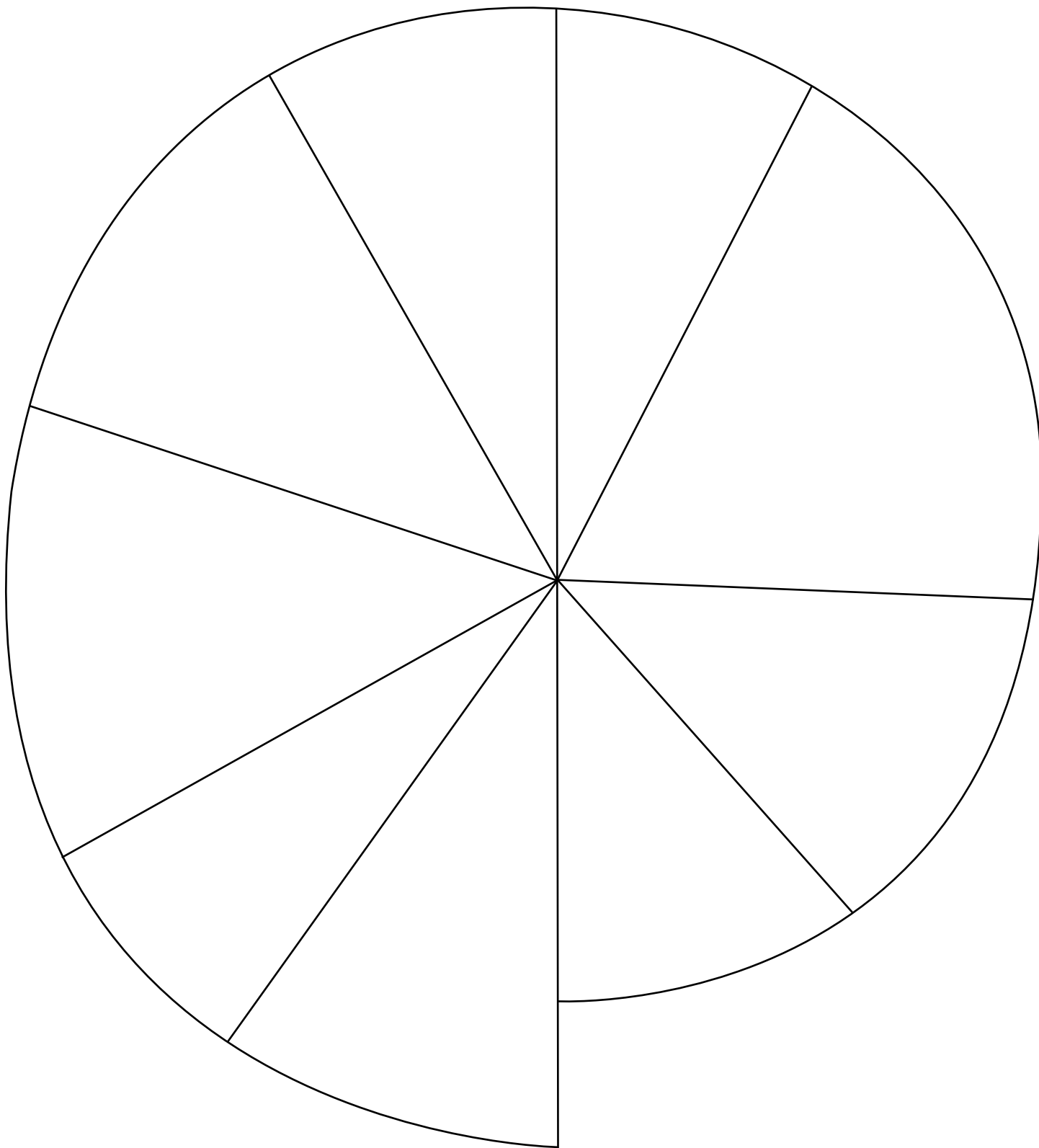
Print at 100% **Note:** There are two template pieces for this project.






## WEAVING 20, WINDING: WEFT TEMPLATE (PAGE 134)

Print at 100% **Note:** There are two template pieces for this project.




## WEAVING 21, CROSSING: TEMPLATE (PAGE 136)

Print at 100% on the display side of your paper.




## WEAVING 30, PUZZLE: WARP TEMPLATE (PAGE 166)

Print at 100% **Note:** There are three template pieces for this project.



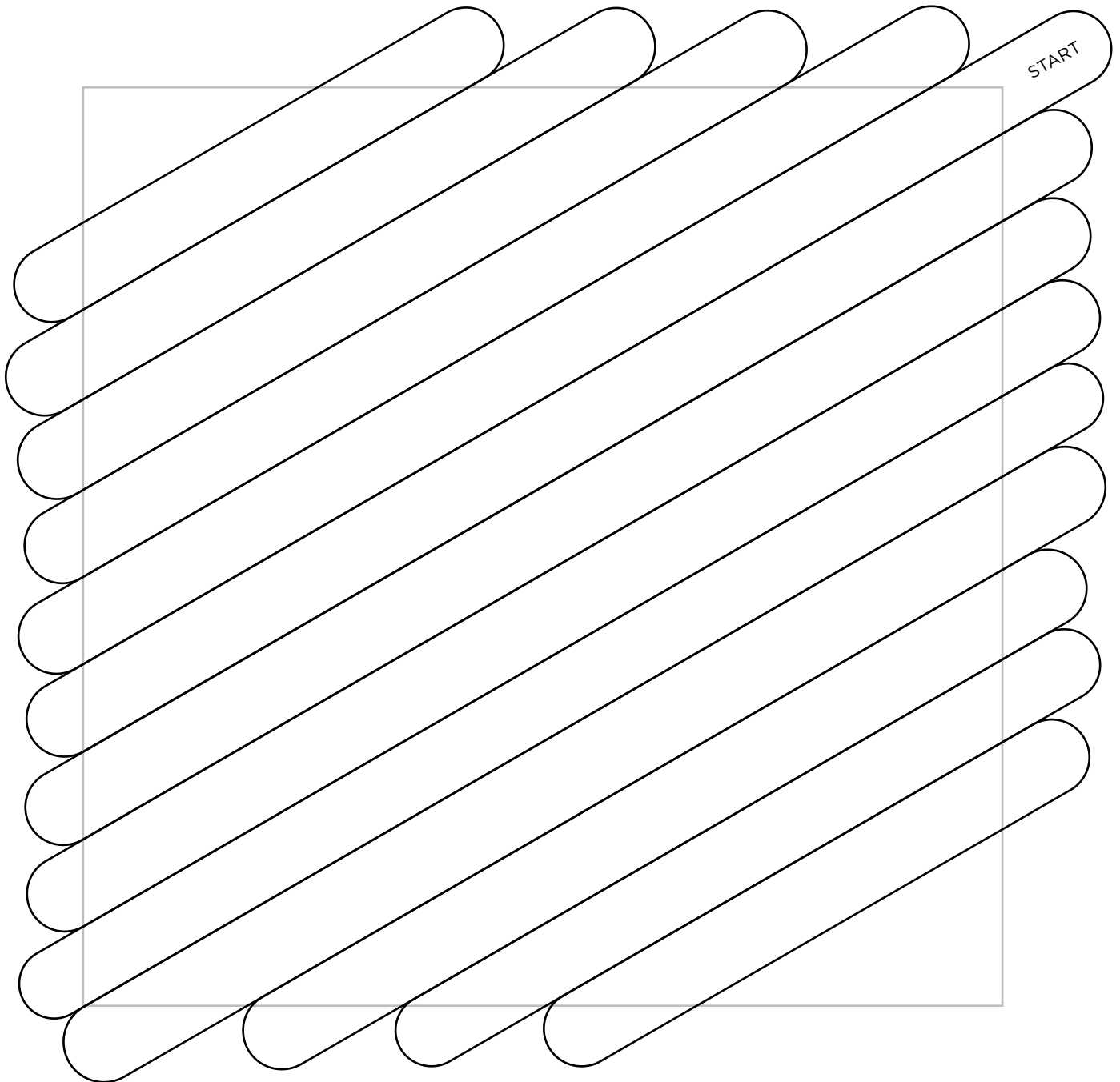
## WEAVING 30, PUZZLE: WEFT #1 TEMPLATE (PAGE 166)

Print at 100% **Note:** There are three template pieces for this project.



## WEAVING 30, PUZZLE: WEFT #2 TEMPLATE (PAGE 166)

Print at 100% **Note:** There are three template pieces for this project.



## WOVEN PAPER LANTERN: HINGE TEMPLATE (PAGE 184)

Print at 100% on the display side of your paper.

