

HOST A

FASHION DESIGNER'S HANDBOOK

EVENT IN YOUR STORE

Everything You Need to
Become A Fashion Designer!



According to The New York Times, the No. 1 dream job for girls ages 8 to 12 is becoming a fashion designer. This book and kit comes with everything a girl needs to know to begin designing and sewing clothes, including reusable patterns, embroidery thread, a tape measure and pieces of fabric. These creative projects help girls learn the basics of fashion design, starting with easy-size doll dresses. The Fashion Designer's Handbook is the perfect way to inspire and create!

Suggested Activities:

- Color the fashion doll
- Make a paper dress
- Make a no-sew sock dress
- Host a fabulous fashion show

To Bring:

- Barbie or similar fashion doll
- one child-sized sock—choose a fun pattern!

Recommended Materials:

- Downloadable activity pages
- Glue, kid-safe scissors, scotch tape
- Crayons, markers, colored pencils, glitter, fabric scraps
- Snacks
- Paper grocery bags

WORKMAN PUBLISHING • workman.com

WORKMAN is a registered trademark of Workman Publishing Co., Inc.

Become a Fashion Designer!

Learn everything you need to know to start designing and sewing clothes.



EVENT

Date: _____

Time: _____

Place: _____

What to Bring: _____

workman

WORKMAN is a registered trademark of Workman Publishing Co., Inc.

COLOR ME



EXCERPTED FROM **The Fashion Designer's Handbook**

ISBN: 978-0-7611-5479-2 • WORKMAN

WORKMAN is a registered trademark of Workman Publishing Co., Inc.

COLOR ME



EXCERPTED FROM **The Fashion Designer's Handbook**

ISBN: 978-0-7611-5479-2 • WORKMAN

WORKMAN is a registered trademark of Workman Publishing Co., Inc.

COLOR ME



EXCERPTED FROM **The Fashion Designer's Handbook**


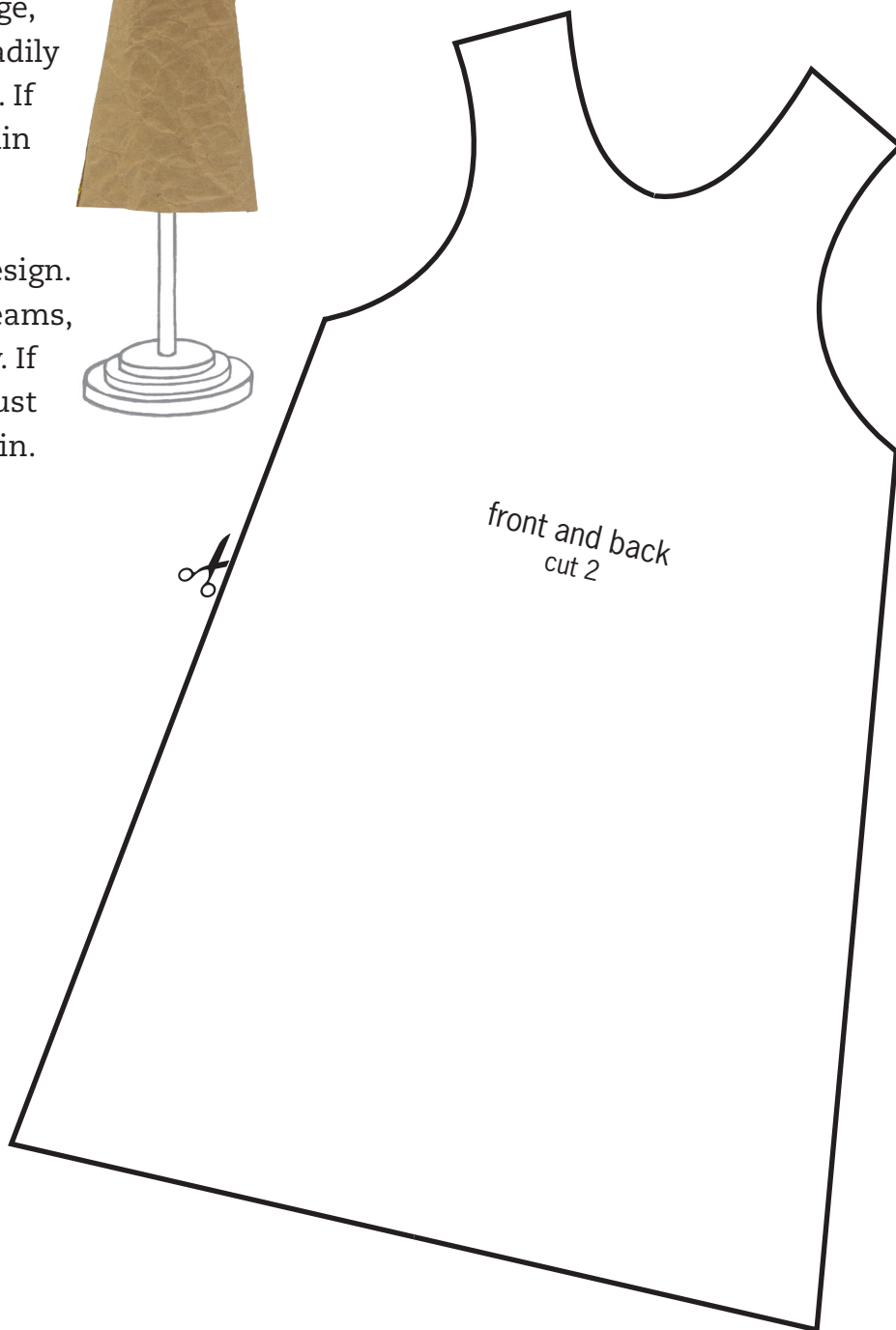
ISBN: 978-0-7611-5479-2 • WORKMAN

WORKMAN is a registered trademark of Workman Publishing Co., Inc.

MAKE A PAPER DRESS



Designers use muslin to try out their new designs—it's a beige, inexpensive material readily available in fabric stores. If you don't have any muslin lying around, try using paper towels or brown paper to test out your design. Cut it out, tape up the seams, and try it on the dummy. If you make a mistake adjust your pattern and try again.



EXCERPTED FROM **The Fashion Designer's Handbook**

ISBN: 978-0-7611-5479-2 • WORKMAN

WORKMAN is a registered trademark of Workman Publishing Co., Inc.

MAKE A SOCK DRESS



Nearly everyone who wears shoes has at least one orphan sock lying around. You can use that single sock to make an entire outfit. There's no sewing—just a few snips with the scissors and you're finished! If you don't have a sock you want to sacrifice, any bit of stretchy material—like a piece of an old T-shirt or a rectangle of knitted fabric—will work just as well.


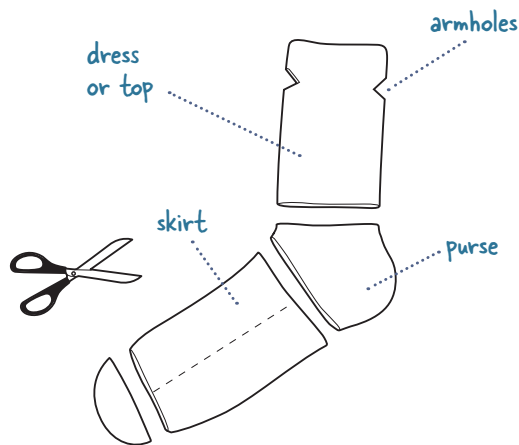
Supplies

- * One child-sized sock with a leg that fits over the dressmaker dummy's torso
- * Scissors
- * Ruler




1. Cut up the sock

Cut the sock apart as shown in the illustration—straight across the toe, across the foot near the heel, and across at the ankle.



2. Make the dress

- A.** Cut two small (approx. ¼-inch) triangles on opposite sides of the sock leg, 1½ inches down from the top of the ribbing for armholes, as shown below left.
- B.** Slip the leg of the sock onto the torso of your doll or dummy. Turn down the top 1 inch of the ribbing to cover the armholes you cut. Trim the other end to the desired length of the dress or top.
- C.** Use the sock's heel with its built-in handle as an instant purse.



EXCERPTED FROM **The Fashion Designer's Handbook**

ISBN: 978-0-7611-5479-2 • WORKMAN

WORKMAN is a registered trademark of Workman Publishing Co., Inc.


HOST A FABULOUS FASHION SHOW



Now that the designers have created fun and funky clothes, it's time to show them off. Get the dolls ready for the catwalk by dressing them up in paper or sock dresses made during the event!

Here's How:

1. Make sure all the dolls are in their place backstage before taking the spotlight.
2. Ask each designer to explain what inspired them when they made their design, where they found their fabric, and any challenges they experienced when making the piece.
3. Pick fun and upbeat music.
4. Make sure each doll has her accessories perfectly in place before rocking the runway.
5. Have fun showing off your fabulous designs!



EXCERPTED FROM **The Fashion Designer's Handbook**

ISBN: 978-0-7611-5479-2 • WORKMAN

WORKMAN is a registered trademark of Workman Publishing Co., Inc.