

Maintaining rib and chart patt as est, beg thumb gusset on 3rd needle:

Rnd 1, needle 3: P2, k1, pm, m1, pm, cont in patt as est.

Rnd 2, needle 3: Sm, m1, k1, m1, sm, cont in patt as est.

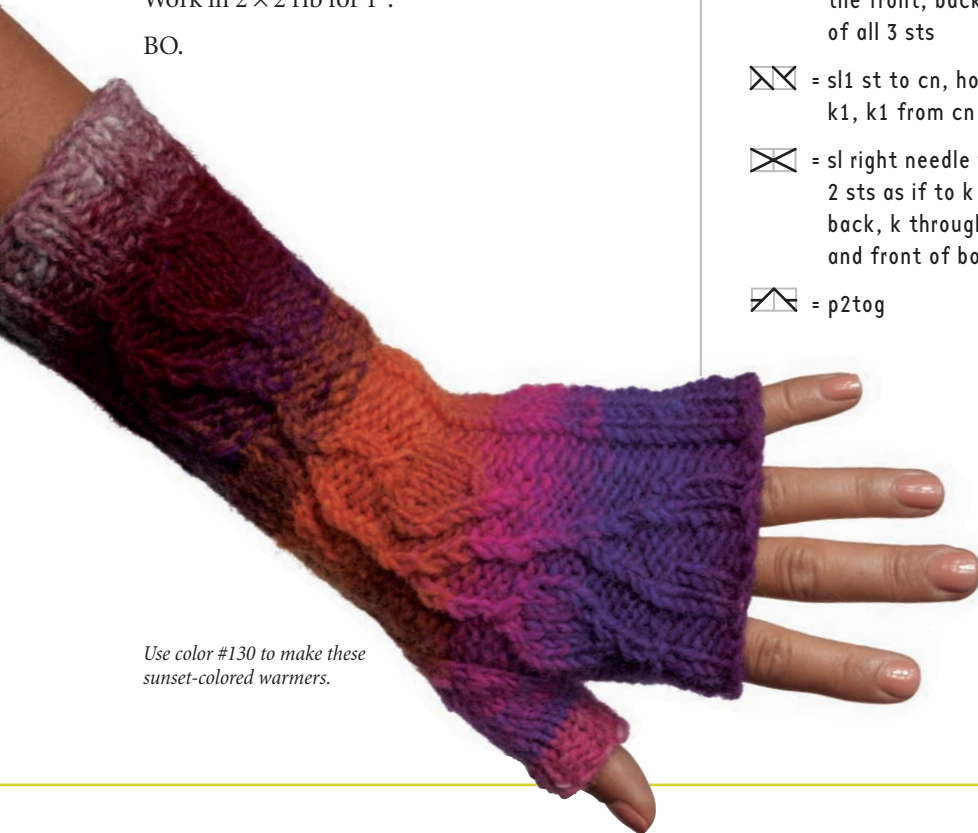
Cont to work gusset by k into the back and front of the first and last sts between the markers on each rnd to 13 sts between markers.

Place gusset sts on holder.








Cont in the round, work in patt until all chart rows have been completed.

Work in 2 × 2 rib for 1".

BO.



Use color #130 to make these sunset-colored warmers.

- = p
- = k
- I = ktbl
- M = m1
-  = sl1 st to cn, hold in front, p1, k1 from cn
-  = sl1 st to cn, hold to back, k1, p1 from cn
-  = sl1 st to cn, hold to back, k1, k1 from cn
-  = sl right needle through next 3 sts as if to k, k through the front, back, and front of all 3 sts
-  = sl1 st to cn, hold to front, k1, k1 from cn
-  = sl right needle through next 2 sts as if to k through the back, k through the back and front of both sts
-  = p2tog

