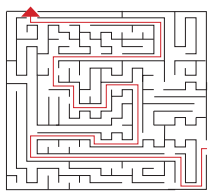



Lead the boy through the forest to find the monsters so he can read to them!




ANSWER KEY:



LITTLE, BROWN AND COMPANY
BOOKS FOR YOUNG READERS

| LBYR.com

Art copyright © 2023 by Charles Santoso



Can you find the five differences between these monster sleepovers?




ANSWER KEY: 1. MISSING MUMMY FABRIC 2. DRAGON BLOWING SMOKE 3. WINKING GHOST HAS BOTH EYES OPEN 4. WEREWOLF NEAR MUMMIES 5. GIANT'S NAILS ARE COLORED PINK



LITTLE, BROWN AND COMPANY
BOOKS FOR YOUNG READERS


| LBYR.com

Art copyright © 2023 by Charles Santoso



INSTRUCTIONS

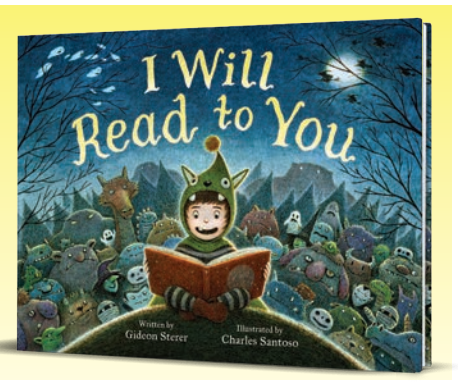
1. Cut out the squares along the dotted lines (or ask an adult to help you)!
2. Flip the pictures face down on a table and mix them up.
3. Grab a friend and take turns trying to match two of the same picture.
4. Whoever has the most pairs at the end is the winner!



LITTLE, BROWN AND COMPANY
BOOKS FOR YOUNG READERS

| LBYR.com

Art copyright © 2023 by Charles Santoso



Call your own crowd of monsters by drawing them below the boy.
Once you're done, try telling them your favorite bedtime story, or invent a new one!



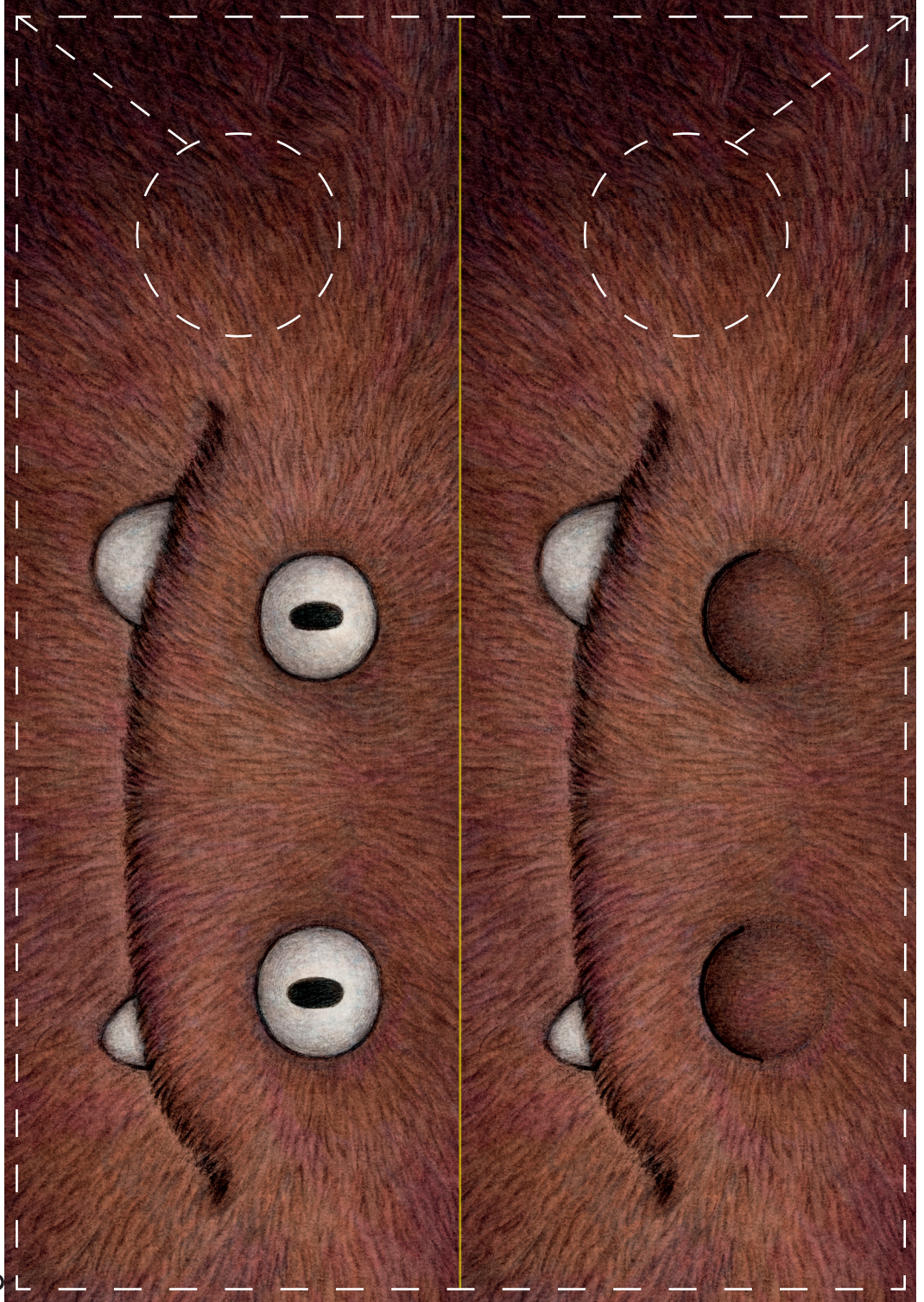
I Will Read to You

Sleepy Door Hanger



Cut out this door hanger (or ask an adult for help), fold it along the yellow line, and glue or tape the two sides back to back.

The monster with open eyes will let everyone know it's time to play, and when it's bedtime you can turn to the sleeping monster for sweet dreams—after a bedtime story, of course!



LITTLE, BROWN AND COMPANY
BOOKS FOR YOUNG READERS

| LBYR.com

Art copyright © 2023 by Charles Santoso