

SUPERPOWER SISTERHOOD

Storytime Kit



Side by side with your sisters, you can do **ANYTHING!** Gather your sisters (and honorary sisters!) for a stellar storytime. This kit contains crafts, a word search, and name tags to show off your superpowers. Looking for more super ideas?

PUPPET PLAYTIME

Put on a puppet show! Emma puts on shows for her fish Mr. Hooter but the more the merrier! Grab your gang and craft your puppets. You can use crayons and paper, or even felt and glue to put together all sorts of characters. Then use your puppets to act out your favorite stories for your friends and family.

SUPERPOWER SING-ALONG

Lila composes beautiful music that gets everyone (well, almost everyone) outside! Even if you can't write your own song, it can be fun to sing-along to your favorite tracks. Have everyone pick their favorite song and then grab anything nearby that can be your microphone: a ruler, a hairbrush, or a water bottle all work! Sing your heart out with your sisters!

DANCE PARTY

Are you having a great day? Or maybe it's a little bit gloomy? No matter how you are feeling, a dance party always helps! Turn on some music, or just groove to the sounds around you. Grab your sisters and dance away any worries!

WELCOME COMMITTEE

When you're new to town it can be difficult to adjust to a new home. Just like Emma welcomes her new neighbors, reach out to someone you don't know well yet and you could make a lifelong friend. Is there a new kid at school? Maybe someone just joined the soccer team! Invite them to storytime and make them feel welcome—you'll feel great about it too!

NAME TAGS

You can use the name tags at the end of the kit to help make introducing yourself even easier. You can print these out using Avery® Presta 94237 labels. If you don't have the labels, you can print them out and stick them on with tape!




LITTLE, BROWN AND COMPANY
BOOKS FOR YOUNG READERS

SuperpowerSisterhood.com

SUPERPOWER SISTERHOOD

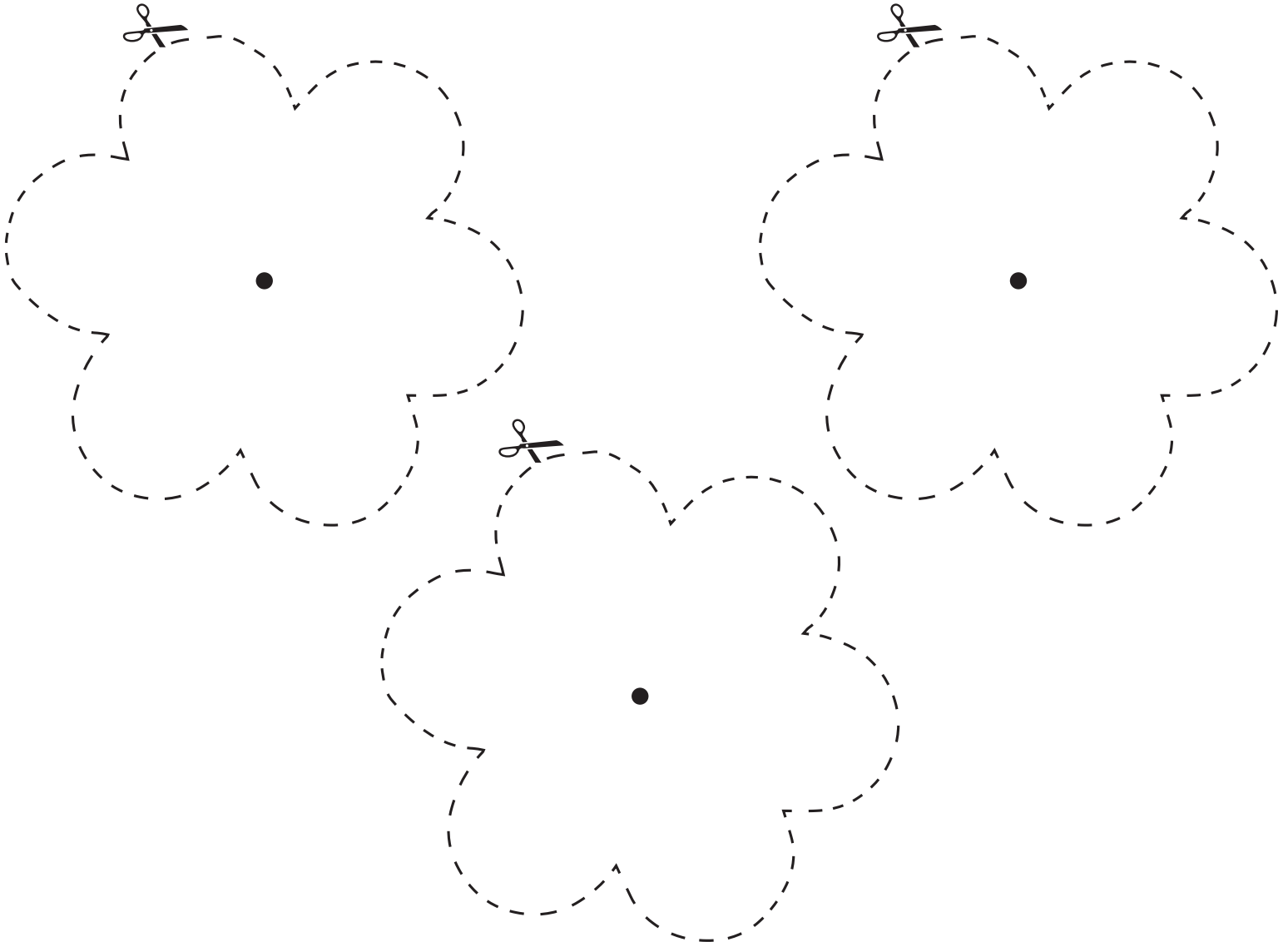
Flower Power



Giving someone a flower can brighten their day! Did you know you can make flowers out of paper? You'll need: crayons or markers, scissors, a thumbtack, and a pencil.

INSTRUCTIONS:

1. Use markers or crayons to color in the petals.
2. Cut petals out along the dotted line (or ask an adult to help!)
3. Stack the petals on top of each other to create three layers.
4. Push the thumbtack through the center dot of all three flowers and into the eraser on the pencil.
5. Voilà! A beautiful flower to make someone's day even happier.



LITTLE, BROWN AND COMPANY
BOOKS FOR YOUNG READERS

SuperpowerSisterhood.com

SUPERPOWER SISTERHOOD

Word Search




CLUB
DANCE
DIARY
FRIENDSHIP

MAGIC
NEIGHBORHOOD
SECRETS
SUPERPOWER

SISTERHOOD
TALENTS
UNITE
WISH

SUPERPOWER SISTERHOOD

Dreamhouse Design



What would your superpower sisterhood clubhouse look like? Would there be lots of fluffy pillows to sit on? What about a swing right outside the door? Whatever you can dream up, draw it! Design your dream clubhouse below and share it with your friends.

SUPERPOWER SISTERHOOD NAME TAGS

USE Avery Template Presta® 94237

MY NAME IS _____

MY SUPERPOWER IS _____

MY NAME IS _____

MY SUPERPOWER IS _____

MY NAME IS _____

MY SUPERPOWER IS _____

MY NAME IS _____

MY SUPERPOWER IS _____

MY NAME IS _____

MY SUPERPOWER IS _____

MY NAME IS _____

MY SUPERPOWER IS _____

MY NAME IS _____

MY SUPERPOWER IS _____

MY NAME IS _____

MY SUPERPOWER IS _____