


THE JOYFUL BOOK

STORYTIME KIT



SHARE TRADITIONS

What is a tradition? What makes traditions special? Have everyone go around and share a special tradition they have with their family or friends. Or maybe it's even just something they do by themselves! Traditions are great, familiar ways to celebrate big and little parts of life.

JUMP FOR JOY

One of the best ways to spread joy is a dance party! Jumping, dancing, shouting, and singing are all great ways to celebrate joyful things—even virtually! Turn it into a game of freeze dance! Play music and have everyone keep moving. When the music stops, the last person moving has to shout out something that brings them joy.




CELEBRATORY SNACK TIME

Mac and cheese? Ice cream? Pickles? Sometimes making your favorite snack is an easy way to bring a smile to your face. Have everyone bring their favorite snack to storytime so they can enjoy what they like best, and then tell everyone in the group what it is. It might inspire someone to try something new next time!

FESTIVE FUN


Decorating is joyful! Make the ornaments in this kit to decorate for storytime. Use construction paper to craft snowmen or snowflakes and hang them all over the room. Add some twinkling lights and storytime can suddenly be even more sparkly!



THE JOYFUL BOOK



STORYTIME KIT



ORNAMENTS

INSTRUCTIONS:

1. Cut out the shapes along the dotted lines.
2. Decorate the ornaments. You can use crayons, markers, glitter—whatever you would like!
3. Punch a hole in the top of the ornament and tie a piece of string or ribbon through it.
4. Hang your ornament wherever you want to spread joy!




 Please use adult supervision.

THE JOYFUL BOOK



STORYTIME KIT



DRAWING


What makes you joyful? Write what makes you joyful on the line below, and then draw a picture of how you celebrate joy. Whether it's watching a movie with friends or eating mac and cheese with your dog, show everyone what joy looks like for you!

IS JOYFUL!

THE JOYFUL BOOK




STORYTIME KIT



MATCHING GAME

INSTRUCTIONS:

- 1) Cut out the squares along the dotted lines.
- 2) Flip all the pictures facedown on a table and mix them all around.
- 3) With a friend, take turns flipping over squares to try and match two of the same picture.
- 4) Whoever has the most pairs at the end is the winner!



 Please use adult supervision.