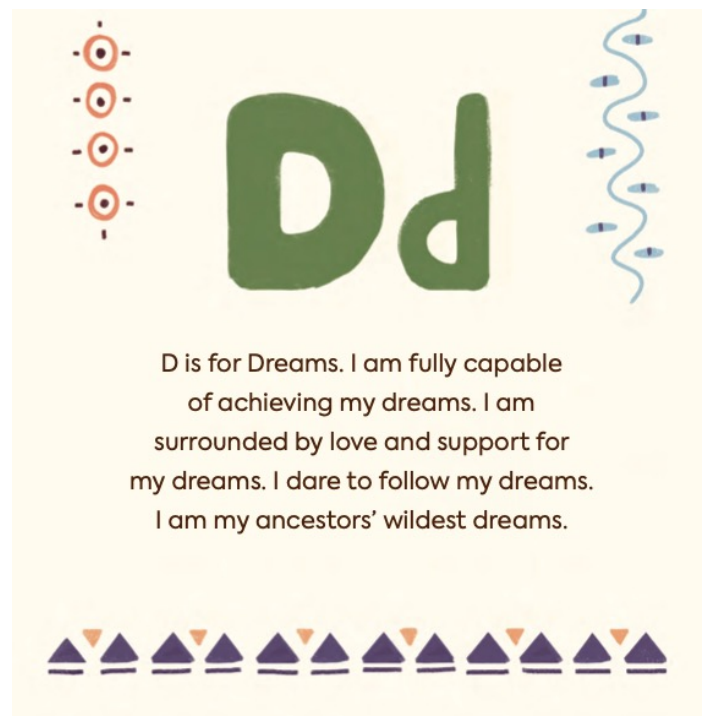
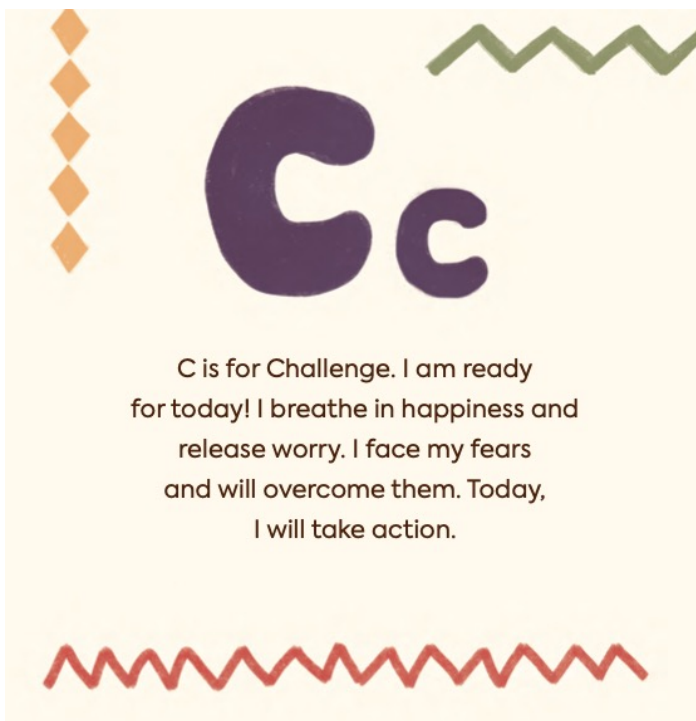
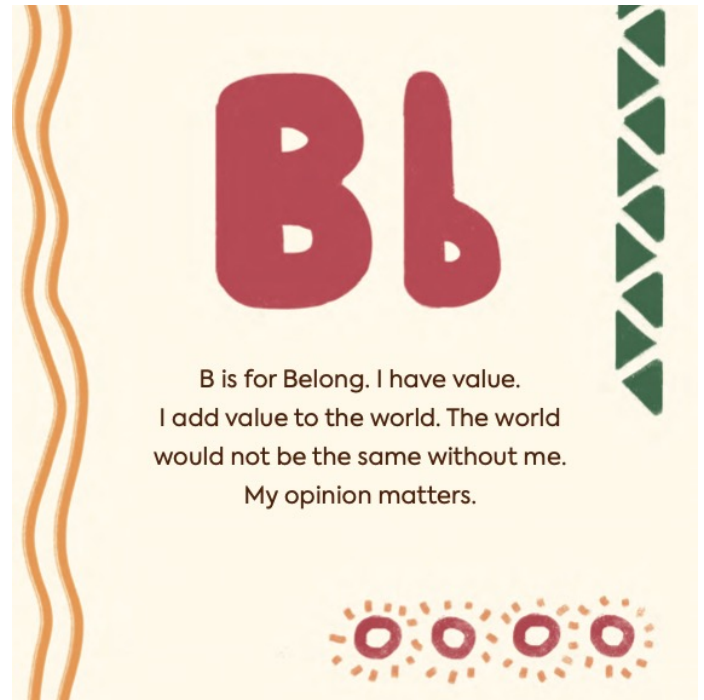
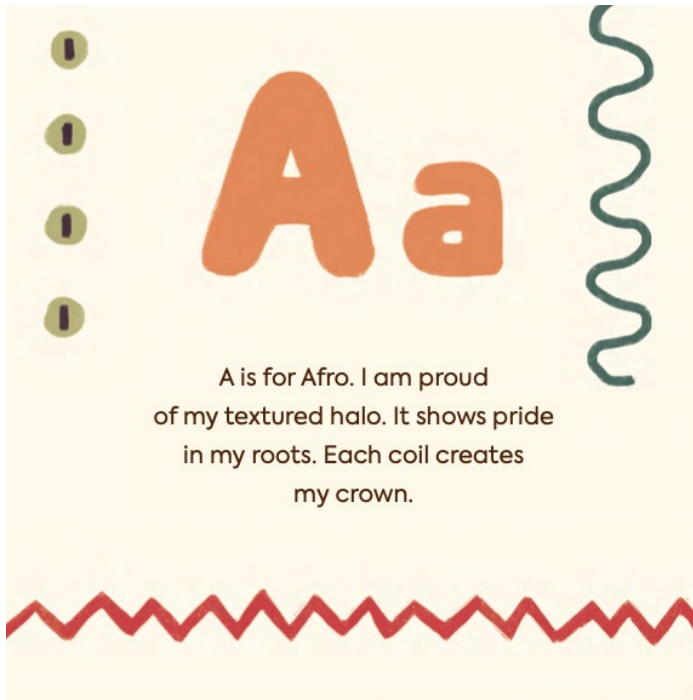


Create Your Own "I Affirm Me" Affirmation Station


Instructions:

1. Print in color, cut out, and laminate the affirmation mirror labels
2. Stick the laminated affirmation labels around a mirror to assemble your affirmation station!

(Cardstock or a photo paper will make your final prints higher quality)



YOU ARE BEAUTIFUL.
YOU BELONG.
YOU ARE FREE TO BE
ANYONE YOU WANT.



Ee

E is for Energy. I am ready to begin the day. My spirit is centered in love. I empower others with positive energy.



Ff

F is for Freedom. I am free to become anyone I choose. I am here on Earth to flourish and grow. I work toward helping all people gain freedom and bettering our world for future generations.



Gg

G is for Global. I am part of a nurturing and amazing tribe of people. I am in harmony with my brothers and sisters. I am part of a global community.



Hh

H is for HBCU. My teachers know my worth and encourage my growth. I apply myself daily. I feed my mind with skills and experiences to thrive within my community, country, and world.

