



# THE BIRTHDAY BOOK

Coloring Page




Today is a day to celebrate! Color in the page below with crayons or markers. Go crazy! It's a birthday!



# THE BIRTHDAY BOOK

Gift icon, Party hat icon, Balloon icon


Birthdays Cards



Cut along the dotted lines. Fold along the solid line.  
Tape or glue the front and back together.



# THE BIRTHDAY BOOK



Craft Time

1. Find the perfect picture of the birthday boy or girl.
2. Cut out the picture and tape or glue it to the center.
3. Decorate the frame.
4. Give your creation as a birthday gift!

