



# HOW TO DRAW A CatStronaut

SHARE YOUR  
DRAWING!  
#CATSTRONAUTS




## STEP 1

WITH A PENCIL LIGHTLY DRAW  
A POTATO. (ANY TYPE OF POTATO  
WILL WORK. SWEET, IDAHO, IT IS  
YOUR CHOICE!)




## STEP 2

ADD 4 ELBOW NOODLES FOR THE ARMS  
AND LEGS, 1 SPAGHETTI NOODLE FOR THE  
TAIL, AND 2 TACO CHIPS FOR CAT EARS.



## STEP 3

ADD IN MITTENS, BOOTS, A SPACE  
HELMET AND A FACE.



## STEP 4

NOW USING A PEN, OR A DARKER  
PENCIL, GO BACK OVER YOUR DRAWING  
AND ADD IN THE DETAILS LIKE THE  
WHISKERS, COMPUTER, OR BUTTONS.