


# DANDY

## Storytime Kit



### Matching

How does Daddy try to “take care of” Charlotte the dandelion?  
To find out, match Daddy’s costumes with the tools that go with them!

A



1



B



2



C



3



D



4




Answers: A and 3, B and 4, C and 1, D and 2

# DANDY









## Storytime Kit




## Dandy Lion Mask


### What you'll need:

-  Crayons
-  Scissors
-  Glue/tape
-  Paper plate
-  Construction paper, cut into strips
-  Popsicle stick

### Instructions:

1. Decorate the lion face on the right using crayons, markers, glitter, or whatever else you would like!
2. Cut around the outside of the lion face (or ask an adult for help cutting).
3. Glue your new lion face to a paper plate.
4. Glue strips of construction paper (your glorious mane) around the outside of the paper plate.
5. Tape a Popsicle stick to the back of the paper plate.
6. Hold your lion mask up to your face and ROAR at any dandelion you see!




 Please use adult supervision



# DANDY




Storytime Kit





## Dandy Maze


Can you help Daddy reach Charlotte before Sweetie wakes up from her nap?  
Guide him through the yard and try not to make too much noise!



Start



End






# DANDY



Storytime Kit




Example



## Dandy Greeting Card

Sweetie made a lovely picture showing how much she loves Daddy and Charlotte. Color in the card below, cut along the dotted lines, and give it to someone in your life who YOU love.



✂ Please use adult supervision