

# The Invisible String

## Official Activity Kit



### Invisible Strings of Love

“Even though you can’t see it with your eyes, you can feel it with your heart and know that you are always connected to everyone you love.” Now kids can see their Invisible Strings by making a bracelet or necklace. Provide each child with a piece of clear fishing line and a selection of plastic heart-shaped beads. As they string their beads, ask them to think of each one as a person in their life who they are connected to by an Invisible String.

### Where Can the Invisible String Reach?

The Invisible String stretches far and wide, to everyone, everywhere, all around the world. Play a drawing game having each child come up with unique places the Invisible String can go. Will it reach an alien planet in space? A fantasy land with magic and mystery? The Invisible String can reach anywhere!

### Hearts from Above

Following the loss of a beloved member of your community, help children grieve and remember with this activity. Have each child color, decorate, and cut out a heart in memory of the person. Attach each heart to a piece of string and hang them from the ceiling as a memorial of love and connection.

### Invisible Art

Inspire kids with the beauty of their own Invisible Strings! On a piece of white paper, have kids draw Invisible Strings with white crayon and then paint over them with watercolors. Even in darker times, your Invisible String will be with you!

If you enjoy these activities, look for more in THE INVISIBLE STRING WORKBOOK—coming soon!

### Can You Feel the Invisible String Tugging at Your Heart?

Being far away from our loved ones is always a little scary, but it can be less scary with reminders of our Invisible Strings! This activity is for caregivers and their kids. Draw a heart on your hand and another on your child’s hand before going away. Whenever he or she presses the heart, your kid can be assured that you’ll feel your Invisible String tug!

### New Beginnings

When children are afraid of change, remind them of all the reasons it can be frightening and exciting. New beginnings include the first day of school, a new teacher, a new student, or graduation. For one of these moments, have children fill a poster board with why that new beginning is good. Glue strings, paint hearts, and add stickers to make a pretty poster about this new adventure!

### Letters to Loved Ones

When a child is feeling anxious about being separated from someone, decorate a shoe box as a mailbox for that person. Every time the child misses their special person or wants to share something with him or her, write it down and put it in the mailbox. The more letters the child writes, the stronger the Invisible String becomes—and he or she will have a heartwarming gift to give when they’re reunited.



Photo © Russell Baer




Patrice Karst loves to hear from YOU! ♥

PatriceKarst.com



LITTLE, BROWN AND COMPANY  
BOOKS FOR YOUNG READERS

LBYP.com | Copyright © 2018 by Hachette Book Group




# The Invisible String

## Official Activity Kit



### Where Does YOUR String Go . . . ?


As long as love is in your heart, the Invisible String will always be there. Make your own Invisible String by decorating the hearts below with the names of loved ones who you are always connected with. Cut out the hearts, punch out the holes at the top, and string the hearts onto a piece of yarn or ribbon, tying a small knot at the top of each one to create a garland of your own unbreakable connections.



#### SUPPLIES

- Colored pencils, crayons, or markers
- Scissors
- Hole punch
- Yarn or ribbon





# The Invisible String


Official  
Activity Kit



## Invisible String Maze

No matter where you are, you are always connected by love. Follow the maze to create the string connecting Liza and Jeremy with their mom!

START



LITTLE, BROWN AND COMPANY  
BOOKS FOR YOUNG READERS

LBYR.com | Copyright © 2018 by Hachette Book Group