

DOLL-E 1.0

STORYTIME KIT

Charlotte builds Doll-E 1.0 with the help of her trusty toolbox and a flair for invention. But even without gears and wires, you can put together a storytime session full of classic games with a twist.

Invention Station

Gather pipe cleaners, construction paper, building blocks, or other arts and crafts supplies, and set up an Invention Station! Have everyone create a “model” of their dream invention—it doesn’t matter how wild it is, or if they don’t know how they would make it! Then go around the room and have each person share what they’ve built.


Robot Freeze Dance

Clear out an empty space, start some music, and get everyone dancing! But this is a special kind of dancing—robot dancing—so everyone has to move like a robot would! When you pause the music, everyone freezes in their best robot pose—the sillier the better.

Fully Charged!





To get Doll-E 1.0 talking, Charlotte needs something very important—a power supply! Draw the outline of a battery on a large sheet of paper and divide the inside of the battery into seven sections. Place the paper on the floor. To “charge” the battery, everyone must hunt for a book that represents each color of the rainbow and line them up in order inside the battery. When the battery is full, you win!





DOLL-E 1.0

STORYTIME KIT



MATCHING

Charlotte needs your help organizing her toolbox! Can you match these items?





START




FINISH

MAZE

Bluetooth is hungry! Can you help him find his dog bones?





DOLL-E 1.0

STORYTIME KIT

DRAW DOLL-E

Even if you don't have all the tools to build your own Doll-E, you can still bring her to life with this step-by-step guide!


1.



2.




3.



4.





DOLL-E 1.0

STORYTIME KIT



COLORING SHEET

DOLL-E's alive! Color in this drawing of Charlotte and her new and improved doll.