

# READ THE BOOK, LEMMINGS! STORYTIME KIT



## Read the book! Throw a storytime party! Have fun!

### S.S. Storytime

Time to get your storytime in shipshape order! Lemmings are most often found in the icy North but your event can be a little cozier. String up some nautical flags (there's a key to the letters in this kit!) and make sure to have life preservers on hand for any wayward lemmings that stray from storytime. And while herring might not be the best snack, fish-shaped crackers and gummy candies are the perfect treat!

### Lemming Says...

Where one lemming goes, they all follow! Play a variation on the classic party game "Simon Says." The leader can either say "Lemming says" or swap in his or her favorite lemming's name. If you don't say "Lemming says," then the group has to freeze! Whoever repeats the leader is out.


### Read ANY book!

Use storytime to kickoff a reading marathon! Create a poster with a separate line for each reader. Over the course of the next month, see how many books each person reads. Place a sticker for each book successfully completed and award prizes for different milestones. Ask readers if they could share one book with everyone, what would it be?

### Mixed Messages


The Lemmings tend to mix up what First Mate Foxy is trying to tell them! For a game of mixed messages, play a few rounds of telephone! The first person whispers a short phrase into the ear of the person sitting next to him or her. Continue from person to person. The last person has to announce the message he or she heard to see if it's the same as the message that started!





# READ THE BOOK, LEMMINGS!

## STORYTIME KIT




## Read the Code, Lemmings!

Each of the nautical flags represents a different letter of the alphabet. Solve the message below using the decoder key. Then you can draw your own flags to spell out your name or even secret messages to your friends!


		<b>A</b>	<b>B</b>
<b>C</b>	<b>D</b>	<b>E</b>	<b>F</b>
<b>G</b>	<b>H</b>	<b>I</b>	<b>J</b>
<b>K</b>	<b>L</b>	<b>M</b>	<b>N</b>
<b>O</b>	<b>P</b>	<b>Q</b>	<b>R</b>
<b>S</b>	<b>T</b>	<b>U</b>	<b>V</b>
<b>W</b>	<b>X</b>	<b>Y</b>	<b>Z</b>





# READ THE BOOK, LEMMINGS!

## STORYTIME KIT




Can you spot the five differences between the two images below?  
Circle each one as you find it, and then check the answer key.



ANSWER KEY: 1. Missing flags 2. One life preserver doesn't say S.S. Cliff 3. Different colored bucket 4. Only one fishing pole 5. Lemming is missing a hat





# READ THE BOOK, LEMMINGS!

## STORYTIME KIT



## Paper Airplane!

- 1) Fold a sheet of paper exactly in half longways, and reopen it so you have a crease separating the two halves. On one end of the paper, fold each corner in towards the center to the point where the inside edges are even with the centerline crease.
- 2) Fold the outer corners into the center crease.
- 3) Make a "mountain fold" where the two halves are folded back against each other.
- 4) Fold the "wings" down and square off as shown.
- 5) Have some Lemmings get on board and let it fly!

