


The Letter Ee



This is the letter **E**. Use your finger to trace it. Now practice writing the letter **E** by following the arrows. Then try writing it on your own.

Tracing practice for uppercase letter E. Three dashed E's are shown on handwriting lines. The first is red with stroke order arrows: 1 (down), 2 (right), 3 (right), 4 (right). The second is orange, and the third is yellow.

Tracing practice for lowercase letter e. Three dashed e's are shown on handwriting lines. The first is purple with stroke order arrows: 1 (right), 2 (counter-clockwise curve).

Color the diamonds with the sight word **from** in them.

Coloring activity with diamonds containing words: from, any, from, has, may, form, take, from, farm.

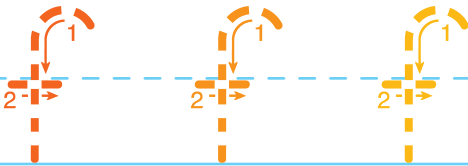
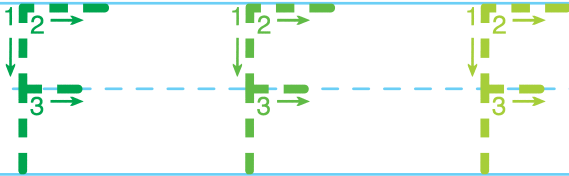


The Letter Ff

Frog



This is the letter **F**. Use your finger to trace it. Now practice writing the letter **F** by following the arrows. Then try writing it on your own.



Color the circles with the sight word **going** in them.

going

as

fly

could

going

girl


from

gone

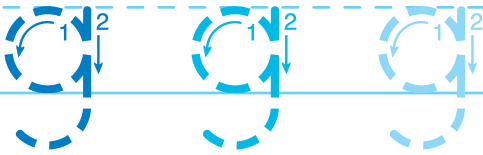
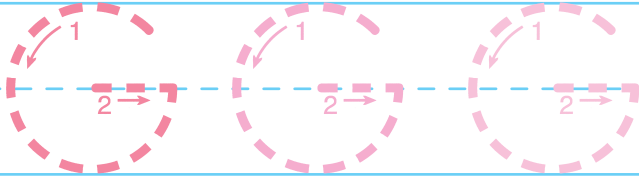
going

The Letter Gg

Gorilla



This is the letter **G**. Use your finger to trace it. Now practice writing the letter **G** by following the arrows. Then try writing it on your own.



Color the squares with the sight word **had** in them.

had

has

hid

had

hand

hear


hard

when

had

The Letter Hh

Hog



This is the letter **H**. Use your finger to trace it. Now practice writing the letter **H** by following the arrows. Then try writing it on your own.

Tracing practice area for uppercase H and lowercase h on handwriting lines.

Uppercase H: The first row shows two uppercase Hs with dashed lines and numbered arrows indicating stroke order: 1 (vertical down), 2 (vertical down), and 3 (horizontal across). The second row contains two more dashed Hs for tracing. The third row is empty for independent practice.

Lowercase h: The first row shows three lowercase hs with dashed lines and numbered arrows indicating stroke order: 1 (vertical down) and 2 (curved top). The second row contains two more dashed h's for tracing. The third row is empty for independent practice.

Color the stars with the sight word **her** in them.

Coloring activity with words in stars:

- Star 1: her
- Star 2: here
- Star 3: her
- Star 4: home
- Star 5: live
- Star 6: hero
- Star 7: of
- Star 8: her
- Star 9: any